

Passive Harmonic filter

Description

Passive harmonic filter designed and manufactured to provide an economical solution in harmonic mitigation in Power Systems by maintaining THID 5% in compliance with current and voltage requirements of IEEE 519.

Benefits

- ▶ Increases system efficiency and equipment life
- ▶ Reduces losses
- ▶ Eliminates nuisance tripping
- ▶ High attenuation of individual harmonics
- ▶ Improves reliability of the system
- ▶ Reduce Operation and maintenance cost



Applications

- ▶ Motor Drives
- ▶ Electronic power supplies and UPS
- ▶ Diode Rectifier
- ▶ HVAC

Technical Specifications

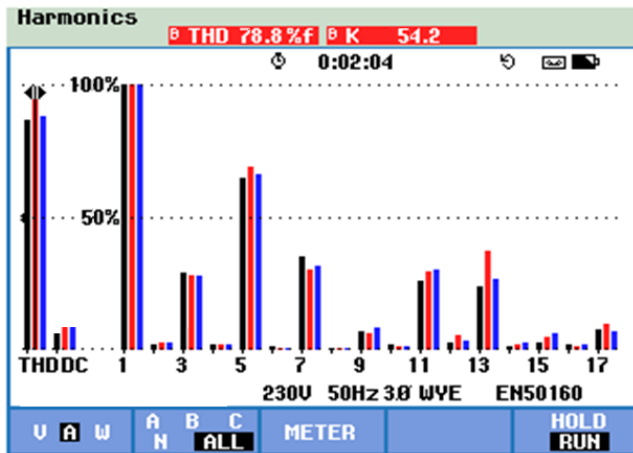
Maximum Continuous Operating Voltage	: 3X380-415VAC
Operating Frequency	: 50/60Hz
Type	: 3 Phase 3 Wire
Nominal Motor Drive input power rating	: 1.1KW to 75KW @400VAC
Total harmonic Current Distortion	: 5% at 100% load
Efficiency	: >98% for rated voltage and Power
Line Voltage unbalance	: <1%
Overload Capability	: 1.5x Rated current for 1min(Once/hr)
High Potential test voltage	: 1500VDC
Temperature range	: -25°C to +70°C
Cooling	: External Cooling or Internal fan cooling
Protection	: IP00, IP20
Flammability corresponding to	: UL 94 V-0
Design corresponding to	: UL 61800-5-1, IEEE-519

Technical Data

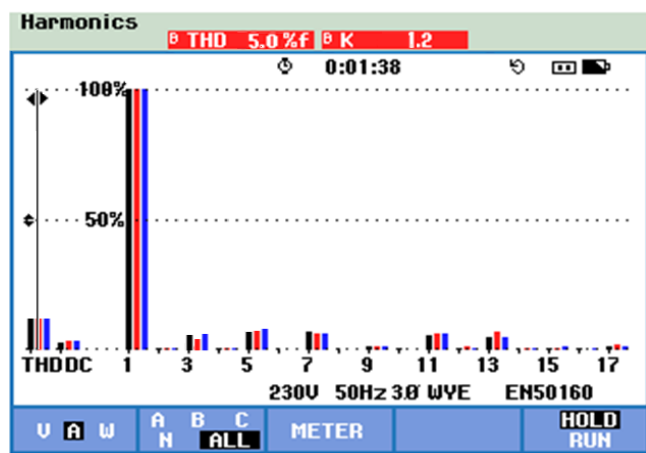
Part Number	Rated Load Power @400V/50Hz [KW]	Rated Filter input current (A)	Termination
3H1N10002C-X	1.1	2	Connector
3H2N20003C-X	2.2	3	Connector
3H4000006C-X	4	6	Connector
3H5N50008C-X	5.5	8	Connector
3H7N50011C-X	7.5	11	Connector
3H1100016C-X	11	16	Connector
3H1500022C-X	15	22	Connector
3H1900028C-X	19	28	Connector
3H2200032C-X	22	32	Connector
3H3000044C-X	30	44	Connector
3H3700054C-X	37	54	Connector
3H4500066C-X	45	66	Connector
3H5500081C-X	55	81	Connector
3H7500110C-X	75	110	Connector

Note : X – Option for fan in case of no external cooling.

Total Harmonic Current Distortion Measurement

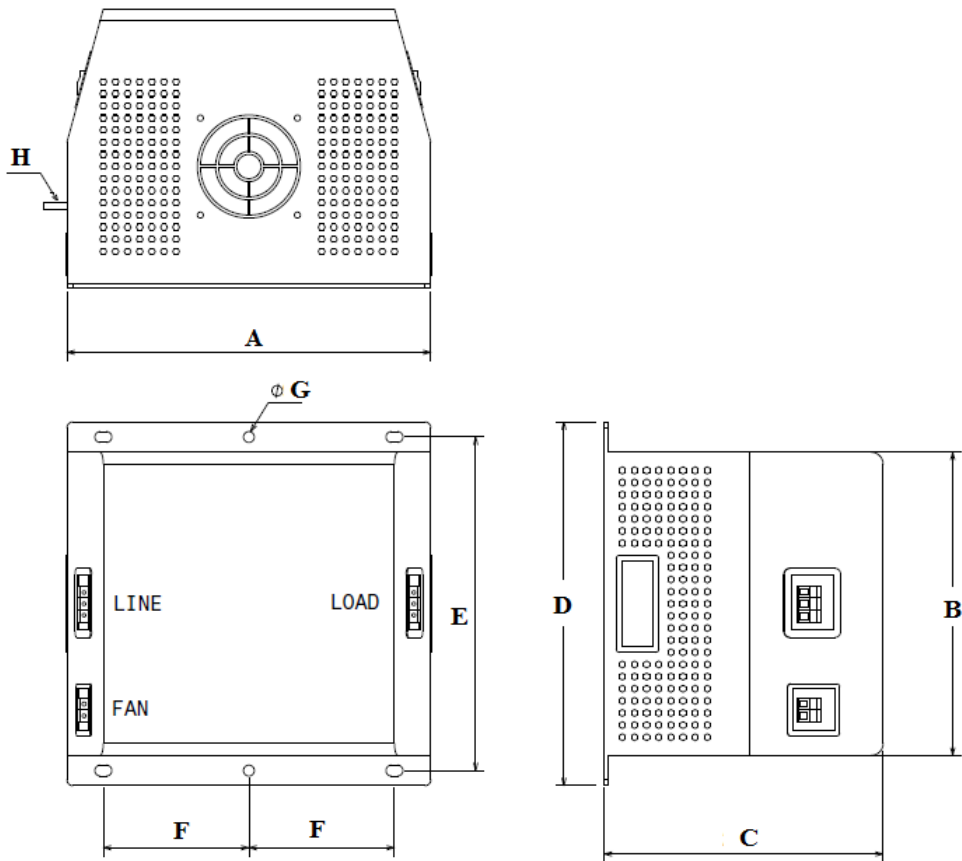


Without Harmonic Filter



with Harmonic Filter

Mechanical Drawing



Current Rating	A	B	C	D	E	F	G	H
2-6A	220	165	200	205	185	90	8.5	M5
8-22A	260	275	225	305	295	110	8.5	M5
28-54A	275	320	235	360	340	115	8.5	M6
66-81A	360	330	320	380	365	150	10.5	M6
110A	400	390	375	450	420	150	10.5	M8

EMI Solutions Private Ltd

#237-A5, Bommasandra Industrial Area, Bangalore-560099,

Marketing: +91 80 27836880, Email: marketing@emisindia.com